

Consumables & Renewables

Your complete ordering guide for the Avidbots family of robots.



COMING SOON

Contents

User Guides

Finding The Right Consumable For The Job	08
Squeegee Material Selection Guide	09
Squeegee User Guide	10
Squeegee Use and Care Instructions	11
Disc Brush Wear Chart	12
Disc Brush Material Selection Guide	13
Floor Pad Wear Chart	14
Floor Pad Material Selection Guide	15
Cylindrical Brush Wear Chart	16
Cylindrical Brush Material Selection Guide	17

Accessories, Parts & Service

Batteries & Chargers	19
Battery Charging Best Practices	20
Accessories	21
Disinfection Add-On	22
Gold Service Plan Renewal	24
Additional Services	25
Avidbots Autonomy - Your Software Solution	26

Products By Model

Neo 2 - 26" Disc Cleaning Head	29
Neo 2 - 32" Disc Cleaning Head	30
Neo 2 - 24" Cylindrical Cleaning Head	31
Neo 2 - 32" Cylindrical Cleaning Head	32
Neo 1.7 - 24" Disc Cleaning Head	34
Neo 1.7 - 26" Cylindrical Cleaning Head	35
Neo 1.7 - 32" Cylindrical Cleaning Head	36

INTRODUCTION

From all of us at Avidbots, thank you for the continued support! You are part of a cleaning revolution, with Neo now fully **autonomously cleaning over 1B sq ft every year** saving thousands of labor hours that have been reallocated to business-critical activities.

As you may be aware, we continue to work hand-in-hand with partners just like yourselves to ensure Neo delivers the most efficient, consistent and measurable clean in your facilities.

If you have any questions, concerns or want to share feedback please don't hesitate to reach out.

We wish you continued success through the year.

Your partners in clean,

Pablo Molina

Chairman, CTO,
VP of Product & Co-Founder

Faizan Sheikh

CEO & Co-Founder



INTRODUCTION

How can our robots help in your industry?

The health of your employees, the quality of your products, the reputation of your brand — they each have one thing in common: cleanliness.

Warehousing



Neo 2W improves the quality and consistency of floor care within your warehousing and logistics operations without additional labor costs. Adding Neo to your team simplifies workflows, increases happiness and enhances productivity of your most valuable resource: your employees. With Neo keeping your warehouse clean and safe, you can reallocate labor and resources to higher-value activities.

Manufacturing



Neo 2W is a simple and cost-effective way to improve cleanliness levels without increasing labor costs. Neo never forgets to complete a task or lets its standards slip. With Neo on your team, cleanliness takes care of itself, and all you need to do is push a button.

Measurable, up-to-date cleaning data for your entire facility helps you maintain world-class operating standards. Neo gives you the data, insights and advanced cleaning performance you need to simplify site inspections, improve product quality and enhance employee safety.

Retail



Neo provides a consistent, efficient and measurable clean every time you press GO, helping to ensure a safe and healthy shopping experience for your customers. Built with state-of-the-art technology and multiple safety features, you can have a robot for cleaning and disinfecting your facility during opening hours without disruption to the shopping experience.

Airports



Supporting smart navigation, easy operation and a versatile range of cleaning features, Neo, the floor cleaning robot from Avidbots, boasts increased productivity, improved efficiency and real-time measurability compared to traditional cleaning methods.

Education



Designed with advanced autonomous navigation and object avoidance, Neo is the ideal way for cleaning floors in schools and large public spaces in educational facilities. With the ability to operate round-the-clock, Neo delivers a consistent, heavy duty clean that helps schools maintain high standards of safety and cleanliness even in high-trafficked areas.

Healthcare



Neo is unmatched in autonomy, navigation and safety, making it the perfect solution for healthcare facilities that operate 24/7. With the ability to operate round-the-clock and adapt to its environment in real-time, Neo can help increase the frequency of floor cleaning and disinfection while enabling your custodial team to concentrate on other critical cleaning tasks.

THE TIME FOR INNOVATION IS NOW

Clean never looked so good!

Your clever cleaning companion

Kas delivers consistent commercial-grade cleaning to help keep your space healthy, safe, and looking great! High productivity, the most advanced autonomy, and a user-friendly design make Kas a great cleaning companion.

- High performance and productivity
- Tailored for agile cleaning in tight spaces
- Safe & Secure
- Commercial-grade clean



Kas is a great fit for commercial spaces



Retail
(stores and malls)



Health care



Education



Transportation
(airports and transit)



Warehouses
(light duty)

Kas makes a great partner and can be deployed as multiple units or in combination with Neo or Neo 2W.

Ready to learn more?

Visit our Kas page and learn how you can put our newest autonomous cleaning robot to work in your space.

[LEARN MORE](#)





Avidbots®

US BASED CLIENTS ONLY



Better Together

SC Johnson Professional's innovative products and Avidbots' advanced cleaning robots work seamlessly with one another. When combined, they work together to optimize your cleaning operations while making it easy and worry-free.

Less burnishing



Cleans and shines in the same step. Saves money by not having to strip the floor as frequently. Reduces the need to burnish.*

Long-lasting pads



EZ CARE Heavy Duty Scrub Pad has long-lasting performance - up to 250,000 sq. ft. Reduce the number of pads you need to inventory.

Train crews in minutes



TruFill® offers easy-to-use, quick-change cartridges that automatically blend concentrates with water to provide worry-free dilution.

*When using EZ CARE Floor Coating and SC Johnson Professional® Multi-Surface Floor Finish Plus Sealer.

Multiply the benefits

Using an autonomous floor scrubbing robot by Avidbots can provide significant benefits such as:



Lower labor exposure

Reduce your vulnerability to labor issues, employee turnover, and worker absenteeism.

Generate more revenue

Reallocate your workers to revenue-generating, productivity-focused tasks while the robot cleans the floors.

Achieve financial targets

Boost your cleaning return on investment by making floor scrubbing more efficient, cost-effective, and sustainable, in addition to enhancing your company image.

Boost worker morale

Enhance the employee experience by assigning the time-consuming, tiring, and dirty floor cleaning jobs to a robot.

Improve health and safety

Create a safer working environment, lowering potential workplace injuries, health-related absenteeism, and company liability.

Monitor and measure cleaning status

Simplify health and safety compliance, improve cleaning quality, and guarantee proof of work with detailed, insightful, and measurable cleaning records.



“We are absolutely lauded for our cleanliness. That’s hard to accomplish with the number of people coming through our facility. We’re exceptionally proud of that. The credit really goes to the housekeeping staff and to Neo, working alongside one another.”

—Brian Cobb, Chief Innovation Officer, CVG

User Guides

USER GUIDES

Finding the Right Consumables & Accessories for the Job

Having the right floor pad or cylindrical brush and squeegee set is imperative, ensuring Neo delivers the optimal clean in your facility. Make sure to check that you've got the right set-up for the job!

► Squeegees



Linatex

Ideal for a variety of floor types. Wet abrasion-resistant for longer squeegee life and delivers optimal water pick-up on most floor surfaces. Not recommended for use on oily or greasy floors.



PRIMOthane

Ideal for oily or greasy floors. Dry abrasion-resistant during low water cleaning for longer squeegee life and delivers optimal water pick-up on rubber and epoxy anti-slip floors.

Neo 2/2W

[LEARN MORE](#)
[LEARN MORE](#)

Neo 1.7


[LEARN MORE](#)
[LEARN MORE](#)

► Flooring Pads



SC Johnson Professional - EZ Care

Ideal for a variety of floor types. Wet abrasion-resistant for longer squeegee life and delivers optimal water pick-up on most floor surfaces. Not recommended for use on oily or greasy floors.



3M 5100 Red Buffer Pad

Designed for everyday cleaning and light scrubbing. Removes light soil, scuff marks and black heel marks.



Scotch-Brite™ Clean & Shine Pad

Increase shine with each use gradually approaching burnish-quality results without the extra step.

[LEARN MORE](#)
[LEARN MORE](#)
[LEARN MORE](#)
[LEARN MORE](#)
[LEARN MORE](#)
[LEARN MORE](#)

► Disc Brushes



Soft - White

Soft, flexible bristles provide excellent cleaning performance and make this brush suitable for use on relatively fragile floor materials. Likely to dull floors finished with wax.



Medium - Black

Long-life, general purpose scrubbing brush for medium duty applications. Excellent for use on most unfinished floors, and a good choice for minimizing dulling of waxed floors.



Grit - Green

Long-lasting brush for heavy duty cleaning. Silicon carbide impregnated bristles provide gentle abrasion to remove even the toughest stains. Recommended for use on hard, unfinished floors.

[LEARN MORE](#)
[LEARN MORE](#)
[LEARN MORE](#)
[LEARN MORE](#)
[LEARN MORE](#)
[LEARN MORE](#)

► Cylindrical Brushes



Soft - White

Great for cleaning relatively fragile floor materials.



Medium - Black

Great for cleaning uncoated floors such as concrete and grouted tile.

[LEARN MORE](#)
[LEARN MORE](#)
[LEARN MORE](#)
[LEARN MORE](#)

► Accessories



Extended Operations Kit

Battery Bank, Dual Battery Cart with Tray, Battery Extension cable, and Battery Connection bundled into one handy kit.



Battery Bank, Set of 6 (AGM)

Neo is powered by six rechargeable 6-volt batteries, delivering a run time of up to six hours between charges.



Dual Battery Cart with Tray

The dual battery cart with tray is used to change the battery sets on Neo. Please specify Neo model number when ordering.



Battery Charger

The battery charger can be configured to work with either lead acid or AGM batteries. Please specify battery type when placing order.





Lifting Jack

The floor jack allows you to lift Neo off the floor to complete preventive maintenance with ease.

[LEARN MORE](#)
[LEARN MORE](#)
[LEARN MORE](#)
[LEARN MORE](#)
[LEARN MORE](#)

Squeegee Material Selection Guide

The right squeegee will pick-up all the water, on all your floors, all the time.

	<p>LINATEX®</p>  <ul style="list-style-type: none"> • 95% pure natural rubber • Best tear resistance & durability with optimal water pick-up • Stamped with LINATEX® logo 	<p>PRIMOthane®</p>  <ul style="list-style-type: none"> • 38 durometer urethane • Specially formulated for water pick-up where rubber doesn't perform • Stamped with PRIMOTHANE® logo
Floor Type		
Brick Pavers	✓	
Ceramic Tile, Glazed and Unglazed Quarry Tile	✓	
Concrete, Polished	✓	
Concrete, Unpolished	✓	
Cork	✓	
Granite	✓	
Laminate	✓	
Linoleum	✓	
Luxury Vinyl Tile (LVT) Light Embossed Texture	✓	
Marble	✓	
Slate	✓	
Terracotta	✓	
Terrazzo	✓	
Wood	✓	
Vinyl Composite Tile (VCT)	✓	✓
Poured Epoxy Anti-slip		✓
Luxury Vinyl Tile (LVT) Heavy Embossed Texture (deep grooves and ridges)		✓
Rubber		✓
Special Circumstances		
Noise: eliminates chatter, squeaking or foghorn		✓
Oil or grease on floors: causes rubber squeegee to become wavy		✓
Low water cleaning: experiencing diminished water pick-up or resistance when pushing scrubber		✓
Premature squeegee wear: the rubber squeegee physically/visually erodes faster than expected		✓

USER GUIDES

Squeegee User Guide

4 easy steps for clean, dry, floors in just 1 pass.

Step 1 ▶ Select

LINATEX®




The standard for most floor surfaces and environments.

PRIMOthane®




Best for low-water cleaning, rubber floors, oily floors or anti-slip floors.


Step 2 ▶ Adjust



Not Enough Pressure




Too Much Pressure



Right Amount of Pressure

Step 3 ▶ Maintain




Clean & inspect squeegees regularly

New Squeegee
4 Edges



Time to flip
to a new edge



Time to rotate to
other side or replace



Step 4 ▶ Replace



Worn



Torn



Wavy

▶ For replacement **squeegees**, please contact: orders@avidbots.com

USER GUIDES

Squeegee Use and Care Instructions

Primothane is a synthetic polymer that has been specially formulated with properties ideal for use in cleaning rubber floors, oily floors, anti-slip floors and for low-water cleaning conditions.



PRIMOthane®

Polyurethane Floor Scrubber Squeegees



Shelf Life

12 months from
Avidbots ship date



Working Temperature

50° to 104°F (10° to 40°C)



Packaging

Tightly sealed box
or black plastic bag



Storage

Cool, dry, dark and well-ventilated area. When equipment is not in use, raise squeegee off the floor



Avoid

Direct sunlight, sharp edges, applying weight tension or stress, contact with ABS or PVC plastics, strong acids and alkalis



Tips

Sweep floor before cleaning and rinse squeegee with water after use

► For replacement **squeegees**, please contact: orders@avidbots.com

USER GUIDES

Disc Brush Wear Chart

Fit for your Neo 26" or 32" Disc Cleaning Head models.
With 3 different disc brush options, there is one perfect for your floor!

Soft - White

- ▶ Ideal for light everyday cleaning and scrubbing to maintain floor cleanliness on most floor materials, including rubber and vinyl flooring.
- ▶ Bristles reach into crevices of hard floors removing dirt without scratching.

NEW



TIME TO REPLACE



Medium - Black

- ▶ Ideal for medium scrubbing and removal of light dirt, scuff marks and residue.
- ▶ Ideal for surfaces that are durable and scratch-resistant.

NEW



TIME TO REPLACE



Grit - Green

- ▶ Ideal for heavy-duty scrubbing and removal of dried on residue, saturated grout lines and layers of built up dirt.
- ▶ Flexible enough for cleaning uneven surfaces, however not suggested for fragile flooring.

NEW



TIME TO REPLACE



How To Clean: Remove the brushes and rinse with water to remove debris and entanglements.

When To Replace: Brushes should be replaced when bristles reach 3/4 - 1" or flatten out (whichever occurs first).

- ▶ For replacement **brushes**, please contact: orders@avidbots.com

Disc Brush Material Selection Guide

Having the right disc brush or cylindrical brush and squeegee set is imperative, ensuring Neo delivers the optimal clean in your facility. Make sure to check that you've got the right set-up for the job!

Floor Type	Soft - White	Medium - Black	Grit - Green
Brick Pavers	—	✓	✓
Ceramic Tile, Glazed and Unglazed Quarry Tile	✓	✓	✗
Concrete, Polished	—	✓	✗
Concrete, Unpolished	—	✓	✓
Cork	✓	—	✗
Granite	—	✓	✗
Laminate	✓	✓	✗
Linoleum	✓	✓	✗
Luxury Vinyl Tile (LVT) Light Embossed Texture	✓	—	✗
Marble	✓	—	✗
Slate	✓	—	✗
Terracotta	✓	—	✗
Terrazzo	✓	—	✗
Wood	✓	—	✗
Vinyl Composite Tile (VCT)	✓	—	✗
Poured Epoxy Anti-slip	—	✓	✗
Luxury Vinyl Tile (LVT) Heavy Embossed Texture (deep grooves and ridges)	—	✓	✗
Rubber	✓	—	✗

- ✓ Recommended
- Could Be Used *(Not as effective as "Recommended")*
- ✗ Do Not Use


USER GUIDES

Floor Pad Wear Chart

Fit for your Neo 26" or 32" Disc Cleaning Head models.



EZ Care Heavy Duty




- Effectively removes scuffs, scratches and black heel marks - reducing burnishing and maintaining the floor's high gloss appearance.

US BASED CLIENTS ONLY

When to Replace:

Pads should be replaced when any of these three things occurs:

- Once the pad tears
- Once the red material is visible through the grey coating
- Once Neo instructs you to do so



NEW



Red Buffer Pad




- 3M 5100 Red Buffer pads are designed for everyday cleaning and light scrubbing. Removes light soil, scuff marks and black heel marks.
- Categorized under the Greener Solutions standard, as the polyester fibre used to make them contain a minimum of 50% post-consumer recycled content.

When to Replace:

Pads should be replaced when any of these three things occurs:

- Once the pad tears
- Once the pad is worn to 5mm or less
- Once Neo instructs you to do so



0 cm 1



Clean & Shine



- Scotch-Brite™ Clean & Shine pads increase shine with each use gradually approaching burnish-quality results without the extra step.
- Certified by Green Seal for Environmental Innovation based on design, to extend the useful life of the floor pad and reduce solid waste generation. Pads can be flipped over one time for additional use.

When to Replace:

Pads can be used on each side until the coating has been fully worn away revealing the yellow interior of the pad. After the first side has worn away flip pads. Discard after the second side has also worn away.



The Importance of Pad Replacement

Floor pads will get naturally thinner as the pad fibers break down with use and are collected by the vacuum. Eventually they will wear thin and must be replaced.

If you don't replace the pads often, the pad driver bristles will protrude through the pad and potentially cause damage to the flooring.

How To Clean:

Remove the pads and rinse with water to remove dust, dirt and debris.

Friendly Reminder:

We recommend having extra pads on hand for continuous cleaning operation.

USER GUIDES

Floor Pad Material Selection Guide

Having the right floor pad or cylindrical brush and squeegee set is imperative, ensuring Neo delivers the optimal clean in your facility. Make sure to check that you've got the right set-up for the job!

Floor Type	US ONLY		
	SC Johnson Professional EZ Care Pads	3M 5100 Red Buffer Pads	Scotch-Brite™ Clean & Shine Pads
Brick Pavers	✓	✓	✓
Ceramic Tile, Glazed and Unglazed Quarry Tile	✓	✓	✓
Concrete, Polished	✓	✓	✓
Concrete, Unpolished	✓	✓	✓
Cork	✓	✓	✓
Granite	✓	✓	✓
Laminate	✓	✓	✓
Linoleum	✓	✓	✓
Luxury Vinyl Tile (LVT) Light Embossed Texture	✓	✓	✓
Marble	✓	✓	✓
Slate	✓	✓	✓
Terracotta	✓	✓	✓
Terrazzo	✓	✓	✓
Wood	✓	✓	✓
Vinyl Composite Tile (VCT)	✓	✓	✓
Poured Epoxy Anti-slip	✓	✓	✓
Luxury Vinyl Tile (LVT) Heavy Embossed Texture (deep grooves and ridges)	✓	✓	✓
Rubber	✓	✓	✓

USER GUIDES

Cylindrical Brush Wear Chart

Fit for your Neo 24" or 32" Cylindrical Cleaning Head models. With 2 different cylindrical brush options, there is one perfect for your floor!

Tuff Brush (Soft) - White Nylon

- ▶ Great for cleaning relatively fragile floor materials.

NEW



TIME TO REPLACE



Tuff Brush (Medium) - Black Polypropylene

- ▶ Great for cleaning uncoated floors such as concrete and grouted tile.

NEW



TIME TO REPLACE



How To Clean:

Extract the brushes. Remove stuck debris or anything entangled in the bristles, then rise with water.



When To Replace:

Brushes should be replaced when bristles cannot reach the floor when the cleaning head is lowered. Alternatively, inspect brushes if Neo notifies you that brushes may be too worn.

- ▶ For replacement **brushes**, please contact: orders@avidbots.com

Cylindrical Brush Material Selection Guide

Having the right floor pad or cylindrical brush and squeegee set is imperative, ensuring Neo delivers the optimal clean in your facility. Make sure to check that you've got the right set-up for the job!

Floor Type	TuffBrush Soft 	TuffBrush Medium 
Brick Pavers		✓
Ceramic Tile, Glazed and Unglazed Quarry Tile		✓
Concrete, Polished		✓
Concrete, Unpolished		✓
Cork	✓	
Granite	✓	
Laminate	✓	
Linoleum	✓	
Luxury Vinyl Tile (LVT) Light Embossed Texture	✓	
Marble	✓	
Slate	✓	
Terracotta	✓	
Terrazzo	✓	
Wood	✓	
Vinyl Composite Tile (VCT)	✓	
Poured Epoxy Anti-slip		✓
Luxury Vinyl Tile (LVT) Heavy Embossed Texture (deep grooves and ridges)		✓
Rubber	✓	



Accessories, Parts & Service

ACCESSORIES, PARTS & SERVICE

Batteries & Chargers



► **Extended Operations Kit (Bundle)**

Neo 1.7 - 800044-01

Neo 2.0 - 800037-01

Battery Bank

Set of 6 (AGM)

Dual Battery Cart w/ Tray

- Neo 2
- Neo 1.7

Battery Connections Kit

► **Individual Accessories**

**Battery Bank**

Set of 6 (AGM)

999-02-0010

**Dual Battery Cart w/ Tray** *(Batteries not included)*

- Neo 2
- Neo 1.7

800035-01

90-100-000

**Battery Connections Kit**


700073-01

**Battery Charger**

800144-01

**Lifting Jack**

999-02-0017



Battery Charging Best Practices

We recommend adopting the following best practices to ensure that Neo has the power to deliver an optimal clean each and every time.

1 Fully draining batteries (down to 0%) reduces battery capacity over time

If Neo issues a low battery warning, charge the batteries immediately to avoid harming them.

Whenever possible, charge Neo's batteries before the low battery threshold is reached.

2 Avoid leaving batteries in a low State of Charge for long periods of time

If you're going to be storing the batteries for an extended period of time, ensure the batteries are charged to at least 70% before storing. Check and recharge batteries every six months while in storage.



3 Avoid undercharging

"Undercharging" can refer to two things:

A) not fully charging

B) charging at or to a voltage which is too low

Regarding "A": When charging the batteries, charge to full before unplugging. Refer to the charge indicator light on the battery charger to confirm that batteries are fully charged.

Regarding "B": Using the Avidbots provided charger will ensure you're always charging the batteries at the correct voltage.

4 Avoid overcharging

Use a properly configured Avidbots-provided charger to ensure this is not an issue.

As a best practice Avidbots recommends unplugging the batteries when they are fully charged.

Additional information regarding battery charging best practices can be found in the Neo user manual.




► Need assistance with your current battery bank or battery charger?

Please contact the Avidbots Technical Support Team at tech.support@avoidbots.com or +1-855-928-4326 (ext 3).

► If you require replacement battery sets and chargers or are interested in our Extended Battery Operations Kits, please contact: orders@avoidbots.com

Accessories



► **Neo 2W - Debris Diverter** *(cylindrical models only)*

Debris Diverter (Retrofit)	800188-01
Debris Diverter Brushes (Front) 32"	800169-01
Debris Diverter Brushes (Back) 32"	800170-01
Debris Diverter Brushes (Front) 24"	800205-01
Debris Diverter Brushes (Back) 24"	800206-01
Debris Diverter Management Kit (Smooth hose and catch basket)	800183-01

Questions regarding Debris Diverter retrofit installation?

See our ["Debris Diverter Retrofit Brochure"](#)

For additional questions, including software upgrades please call [1-855-928-4326 ext 3](tel:1-855-928-4326) or email tech.support@avidbots.com to speak with an Avidbots Service Expert today.



► **Commonly Requested Parts**

Hose Vacuum	
• Neo 2 (80")	800122-01
• Neo 1.7	800123-01
Hose Return Water Drain	
• Neo 2	800124-1
• Neo 1.7	800125-1
Vacuum Hose Clip	
• Neo 2 & 1.7	800126-1
Vacuum (Air) Filter	
• Neo 1.7	02-02-0007
Recovery Tank Drain Hose Extension	600-00-0172

Questions regarding warranty?

Please call [1-855-928-4326 ext 3](tel:1-855-928-4326) or email tech.support@avidbots.com to speak with an Avidbots Service Expert today.

Replacement consumables as needed outside of the maintenance visits and accessories are sold separately.

► For additional parts that you do not see listed, email: orders@avidbots.com

Neo 2+ Disinfection Add-On by Avidbots®



With Neo's Disinfection Add-On powered by Avidbots Autonomy, you'll achieve a consistent, fully autonomous and measurable disinfection every time!

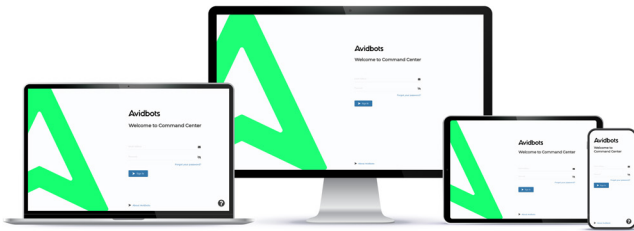
10x SAVINGS

With the Disinfection Add-On, you can disinfect surfaces for a few hundred dollars per month—this is a 10x savings when compared to having a separate robot or human completing the same task.

How It Works

With the Disinfection Add-On installed on Neo 2, you can easily change from floor scrubbing to disinfecting 3-D surfaces depending on the day-to-day requirement.


The industry-leading reporting you're accustomed to with Neo and the proprietary Avidbots Command Center.



The Power of Electrostatic Spraying Technology

Electrostatic sprayer technology is the most efficient method to ensure uniform 3-D coverage on surfaces, including ones hidden or indirectly sprayed.


An electric charge is applied to the disinfectant solution creating double-charged particles that repel each other, allowing them to easily wrap around surfaces.



Neo can disinfect many high-touch surfaces in your facility, including:



Seating (benches, chairs)



Doors (incl. lockers)



Check In Kiosks



Work Surfaces (tables, desks)



Garbage Bins



Water Fountains

Disinfection Add-on Accessories



▶ Disinfection Module - Upgrade Kit

Neo 2.0 - Upgrade Kit	800086-01
Disinfection Solution - 4 x 1 Gallon	800137-01
Deployment - Disinfection Module - Training & Setup Package	800110-01

The Disinfection Add-On truly multiplies the value of Neo.

For additional questions, including software upgrades please call [1-855-928-4326 ext 3](tel:1-855-928-4326) or email tech.support@avidbots.com to speak with an Avidbots Service Expert today.



Gold Service Plan Renewal

The Avidbots Gold Service Plan maximizes productivity, limits downtime and protects your investment! The Gold Service Plan covers the inspection, adjustment and replacement of all components needed to keep your Neo operating at peak performance. Regularly scheduled maintenance and comprehensive inspections extend Neo's lifespan, ensuring reliable cleaning and safe operation.

The gold standard of robot maintenance

The Gold Service Plan is tailored to the specialized needs of your Neo(s). The service is provided by Avidbots-trained and certified technicians, experts who know your Neo and understand what maintenance is needed to keep Neo operating at peak performance.

Three preventive maintenance visits will be completed each year keeping your Neo(s) performing at their best, ensuring each Neo delivers the optimal clean within your facility!

During each preventive maintenance visit, the Avidbots Service Expert will complete a 360° inspection of Neo checking all components and parts. In addition, all consumables including brushes or pads and squeegees will be replaced as needed at no additional cost to you!



What's Included in the Avidbots Gold Service* Plan?

What's Included*	Gold Service Plan 998-00-0051	Preventive maintenance should be performed every 480 hours. For example, at 120 hours-permonth usage, Avidbots Service Experts will visit your facility every four months. At 240 hours-permonth usage, maintenance is needed every two months. Additional preventive maintenance service visits beyond the 3 / year can be scheduled as needed at an additional cost.
Preventive Maintenance†	Every 480 Hours (Up To 3 Visits / Year)	
Break Fix	✓	
All Manufacturer's Warranty Parts, Labour & Travel	✓	

For pricing, contact: orders@avidbots.com

*For further information or details regarding coverage please refer to the Avidbots Gold Service Plan T&Cs.
Batteries, chargers and additional consumables all sold separately.

Additional Services

We understand that sometimes you need a little extra help to get your autonomous cleaning program up to your standards. Let us help you retrain, remap, or help relocate your fleet.

1 Retraining Package

- ▶ 3 Hours of on-site dedicated training (*Unlimited number of trainees per session*)
- ▶ 360° overview of the Robot (*Manual, Autonomous Operations and Safety Training.*)
- ▶ Maintaining your robot (*cleaning, standard maintenance and mapping small areas.*)
- ▶ Avidbots Command Centre (*walkthrough if required*)
- ▶ Remote Cleaning Plan Optimization

2 Remapping Package

- ▶ Facility Mapping starting at 10,000+ sq ft
- ▶ Personalized walk through of facility to identify connectivity challenges, no-go-zones.
- ▶ Ideal for large scale renovations, new relocation facilities.

3 Relocation Package

- ▶ 360 Inspection and crating
- ▶ Safe and reliable transportation
- ▶ Uncrating and redeployment
- ▶ Retraining and remapping new facility

Questions regarding any of our Additional Services?

For more information, please contact your Account Manager or orders@avidbots.com

Your Software Solution

Avidbots Autonomy & Avidbots Command Center



Powering the future of autonomous floor cleaning

Our proprietary AI software powers Neo, enabling the autonomous floor scrubbing robot to understand its operating environment and take actions to maximize cleaning productivity while minimizing human intervention.

Industry-leading Avidbots Autonomy means Neo outshines the rest in true autonomous cleaning and sanitization.

Neo powered by Avidbots Autonomy delivers:



Best-in-class localization



Advanced dynamic planning and real-time obstacle avoidance



Enhanced safety



Improvements and updates via the Cloud



Questions regarding warranty?

Please call **1-855-928-4326 ext 3** or email tech.support@avidbots.com to speak with an Avidbots Service Expert today.

Replacement consumables as needed outside of the maintenance visits and accessories are sold separately.

Your Software Solution

Avidbots Autonomy & Avidbots Command Center

Avidbots Command Center

Data and insights that transform your cleaning operations.

The Neo autonomous floor cleaning robot provides you with a level of oversight and performance measurement that you won't find in other commercial floor scrubbers. The proprietary Avidbots Command Center lets you monitor, manage and track your Neo—or an entire fleet of Neos—remotely and in real time.

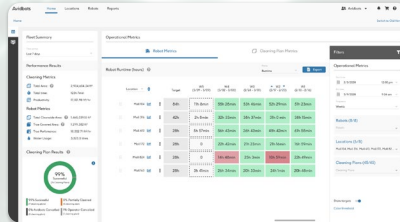
With Neo and the Avidbots Command Center, you get:

- ▶ Performance Reporting: Access in-depth performance reporting to optimize your cleaning operation
- ▶ Fleet Management: View the online status and location of your Neo(s) and monitor cleaning performance remotely and in real time
- ▶ Cleaning Plans: Easily view, manage and request updates to your facility's cleaning plans
- ▶ 24/7/365 Remote Assistance: Avidbots experts are on stand-by should an issue occur to remotely assist and get Neo cleaning again without on-site involvement

Software Subscription: What's Included



- ▶ Avidbots Command Center: Real-Time Monitoring and Remote Assistance (monitor and manage your Neo(s) remotely and in real time)



- ▶ Avidbots Command Center: Reporting Data (individual cleaning plans and performance reports)



- ▶ All Software Updates & Tech Support

Software Subscription (1 Year Term)

▶ **Software Subscription Renewal (Neo 2)**
800092-01

▶ **Software Subscription (Neo 1.7)**
998-00-0039

The software subscription is included in the year one cost. Following the first year there is a recurring software subscription fee.



Neo 2 Neo 2W

Consumables Listing

Neo 2 - 26" Disc Cleaning Head



▶ Linatex Squeegees

Side Squeegee	400-02-0000
Rear Squeegee	
• Outer	501-00-0001
• Inner	501-00-0015



▶ PRIMOthane Squeegees

Side Squeegee	400-02-0001
Rear Squeegee	
• Outer	501-00-0011
• Inner	501-00-0016



▶ Flooring Pads & Drivers

SCJohnson - EZ Care Heavy Duty (US Only)	800200-01
3M 5100 Red Buffer	400-03-0010
3M Scotch-Brite™ Clean & Shine	400-03-0006



▶ Brushes

Soft - White	800057-01
Medium - Black	800058-01
Grit - Green	800059-01



▶ Cleaning Solutions (US Only)

SC Johnson - TruFill Starter Pack	800204-01
SC Johnson - Neutral Solution (2L)	800198-01

💡 When purchasing side squeegees, brushes, flooring pads and drivers Neo requires a set of two.

💡 Looking for accessories including Extended Operations Kits or Lifting Jacks? Flip to page 19.

▶ For pricing or to place your order, email: orders@avidbots.com

Neo 2 - 32" Disc Cleaning Head



▶ Linatex Squeegees

Side Squeegee	411-02-0010
Rear Squeegee	
• Outer	502-00-0001
• Inner	502-00-0015



▶ PRIMOthane Squeegees

Side Squeegee	411-02-0011
Rear Squeegee	
• Outer	502-00-0011
• Inner	502-00-0016



▶ Flooring Pads & Drivers

SCJohnson - EZ Care Heavy Duty (US Only)	800201-01
3M 5100 Red Buffer	400-03-0009
3M Scotch-Brite™ Clean & Shine	400-03-0007



▶ Brushes

Soft - White	800060-01
Medium - Black	800061-01
Grit - Green	800062-01



▶ Cleaning Solutions (US Only)

SC Johnson - TruFill Starter Pack	800204-01
SC Johnson - Neutral Solution (2L)	800198-01

💡 When purchasing side squeegees, brushes, flooring pads and drivers Neo requires a set of two.

💡 Looking for accessories including Extended Operations Kits or Lifting Jacks? Flip to page 19.

▶ For pricing or to place your order, email: orders@avidbots.com

Neo 2 - 24" Cylindrical Cleaning Head



► **Linatex Squeegees**

Side Squeegee	400-02-0039
Rear Squeegee	
• Outer	501-00-0001
• Inner	501-00-0015




► **PRIMOthane Squeegees**

Side Squeegee	400-02-0040
Rear Squeegee	
• Outer	501-00-0011
• Inner	501-00-0016



► **Brushes**

Soft - White	401-03-0000
Medium - Black	401-03-0100



► **Debris Diverter (Neo 2W Only)**

Debris Diverter (Retrofit)	800193-01
Debris Diverter Brushes (Front)	800205-01
Debris Diverter Brushes (Back)	800206-01
Debris Diverter Management Kit (Smooth hose and catch basket)	800183-01



► **Cleaning Solutions (US Only)**

SC Johnson - TruFill Starter Pack	800204-01
SC Johnson - Neutral Solution (2L)	800198-01

💡 When purchasing side squeegees, brushes, flooring pads and drivers Neo requires a set of two.

💡 Looking for accessories including Extended Operations Kits or Lifting Jacks? Flip to page 19.

► For pricing or to place your order, email: orders@avidbots.com

Neo 2 - 32" Cylindrical Cleaning Head



► **Linatex Squeegees**

Side Squeegee	400-02-0039
Rear Squeegee	
• Outer	502-00-0001
• Inner	502-00-0015




► **PRIMOthane Squeegees**

Side Squeegee	400-02-0040
Rear Squeegee	
• Outer	502-00-0011
• Inner	502-00-0016



► **Brushes**

Soft - White	403-03-0000
Medium - Black	403-03-0100



► **Debris Diverter (Neo 2W Only)**

Debris Diverter (Retrofit)	800188-01
Debris Diverter Brushes (Front)	800169-01
Debris Diverter Brushes (Back)	800170-01
Debris Diverter Management Kit (Smooth hose and catch basket)	800183-01



► **Cleaning Solutions (US Only)**

SC Johnson - TruFill Starter Pack	800204-01
SC Johnson - Neutral Solution (2L)	800198-01

💡 When purchasing side squeegees, brushes, flooring pads and drivers Neo requires a set of two.

💡 Looking for accessories including Extended Operations Kits or Lifting Jacks? Flip to page 19.

► For pricing or to place your order, email: orders@avidbots.com



INTRODUCTION

USER GUIDES

ACCESSORIES, PARTS & SERVICE

NEO 2 & 2W

NEO 1.7

Neo 1.7

Consumables Listing



NEO 1.7

Neo 1.7 - 26" Disc Cleaning Head



► Linatex Squeegees

Side Squeegee	400-02-0000
Rear Vacuum Squeegee	
• Outer	501-00-0001
• Inner	501-00-0015



► PRIMOthane Squeegees

Side Squeegee	400-02-0001
Rear Squeegee	
• Outer	501-00-0011
• Inner	501-00-0016



► Flooring Pads & Drivers

SCJohnson - EZ Care Heavy Duty (US Only)	800200-01
3M 5100 Red Buffer	400-03-0010
3M Scotch-Brite™ Clean & Shine	400-03-0006



► Brushes

Soft - White	600-00-0232
Medium - Black	600-00-0233
Grit - Green	600-00-0234



► Cleaning Solutions (US Only)

SC Johnson - TruFill Starter Pack	800204-01
SC Johnson - Neutral Solution (2L)	800198-01

💡 When purchasing side squeegees, brushes, flooring pads and drivers Neo requires a set of two.

💡 Looking for accessories including Extended Operations Kits or Lifting Jacks? Flip to page 19.

NEO 1.7

Neo 1.7 - 24" Cylindrical Cleaning Head



► **Linatex Squeegees**

Side Squeegee	400-02-0000
Rear Squeegee	
• Outer	501-00-0001
• Inner	501-00-0015



► **PRIMOthane Squeegees**

Side Squeegee	400-02-0001
Rear Squeegee	
• Outer	501-00-0011
• Inner	501-00-0016



► **Brushes**

Soft - White	401-03-0000
Medium - Black	401-03-0100



► **Cleaning Solutions (US Only)**

SC Johnson - TruFill Starter Pack	800204-01
SC Johnson - Neutral Solution (2L)	800198-01

💡 When purchasing side squeegees, brushes, flooring pads and drivers Neo requires a set of two.

💡 Looking for accessories including Extended Operations Kits or Lifting Jacks? Flip to page 19.

NEO 1.7

Neo 1.7 - 32" Cylindrical Cleaning Head



► Linatex Squeegees

Side Squeegee	400-02-0000
Rear Squeegee	
• Outer	502-00-0001
• Inner	502-00-0015



► PRIMOthane Squeegees

Side Squeegee	400-02-0001
Rear Squeegee, Outer	
• Outer	502-00-0011
• Inner	502-00-0016



► Brushes

Soft - White	403-03-0000
Medium - Black	403-03-0100



► Cleaning Solutions (US Only)

SC Johnson - TruFill Starter Pack	800204-01
SC Johnson - Neutral Solution (2L)	800198-01

💡 When purchasing side squeegees, brushes, flooring pads and drivers Neo requires a set of two.

💡 Looking for accessories including Extended Operations Kits or Lifting Jacks? Flip to page 19.



Aidbots Corp
45 Washburn Dr.
Kitchener, ON N2R 1S1
Canada

Aidbots Chicago
5400 Newport Drive STE 7
Rolling Meadows, IL 60008
United States of America

Aidbots®